

**2019**  
**Fort Hill Christian Youth Camp**  
**“Christian Living”**  
**Elementary Class Material**  
**Thursday Lesson**  
**“Love Your Neighbor as Yourself”**

## LOVE – LOVE YOUR NEIGHBOR AS YOURSELF

Thursday

The Good Samaritan

Scriptures: Luke 10:25-37

Memory verse: Be imitators of God, therefore, as dearly loved children and live a life of love, just as Christ loved us and gave himself up for us as a fragrant offering and sacrifice to God. Ephesians 5:1-2

Key people: Expert of the law, Jesus, Robbers, wounded man, priest, Levite, Samaritan

Background information: In Luke 5, verses 25-29, the Bible tells us of an expert in the law who tries to test Jesus by asking “Teacher, what must I do to inherit eternal life?” Jesus replies to the expert with a question, testing the expert on what he knew. Jesus asks, “What is written in the law? How do you read it?” The expert replied to Jesus, “Love the Lord your God with all your heart and with all your soul and with all your strength and with all your mind; and love your neighbor as yourself.” Jesus told the expert he had answered correctly and told the expert “Do this and you will live.” The expert then wanted to know “Who is my neighbor?”

The story: Jesus tells the story about a Jewish man traveling from Jerusalem to Jericho. The man was travelling along a road that ran through the rocky desert country.

1. In Luke 10, verse 30, the Bible tells us that as the Jewish man was traveling along the road he was attacked, beaten and robbed by robbers.
  - A. The robbers took his clothes.
  - B. The robbers beat him.
  - C. The robbers went away leaving the man half dead.
2. A priest was traveling down the same road.
  - A. The priest saw the Jewish man.
  - B. The priest passed by the man on the other side of the road.

Question: Should the priest, being a religious man, be expected to stop and help someone in need?

3. Next a Levite happened to be going down the same road. When the Levite saw the man he passed by on the other side of the road.
  - A. A Levite is from the tribe of Levi.
  - B. Levite's took care of the temple.
  - C. Only Levite's could become priests, but not all chose to.

Question: Although we do not know if this man was also a priest, should he have stopped and helped the injured man?

4. Next a Samaritan man traveling down the road saw the Jewish man.
  - A. When the Samaritan saw the injured man, he took pity on the man.
  - B. The Samaritan went to the injured man and bandaged his wounds, pouring on oil and wine.
  - C. The Samaritan put the injured man on his donkey.
  - D. The Samaritan took the injured man to an inn and took care of him.
  - E. The next day the Samaritan man paid the innkeeper two silver coins.
    1. This payment was so the innkeeper would look after the injured man.
    2. The Samaritan told the innkeeper that when he returned, he would reimburse the innkeeper for any extra expenses he might have.
    3. The two silver coins were two days wages and would have paid to keep the injured man for up to two months at the inn.
    4. Samaritans and the Jews did not like each other. They hated each other.

Jesus finished the story by asking the expert in the law, "Which of these three men do you think was a neighbor to the man who was beaten and robbed?" The expert in the law answered, "The one who showed mercy on the man and helped him." Jesus told the expert in the law "To go and do likewise." Meaning for the expert to be a good neighbor by his actions.

Question: Should we love everyone? God loves everyone!

### Activities:

#### Act out the story.

The parts: Robbers, Jewish man, the priest, the Levite, the Samaritan, the innkeeper, narrator.

Sing the song "The story of the Good Samaritan" (to the tune of Auld Lang Syne)

A man went down to Jericho,

And robbers came around.

They beat him up and took his things

And left him on the ground.

A priest came by and didn't help.

A Levite passed by, too.

Then stopped a good Samaritan

Who helped the man, 'tis true.

Which one of these had shown God's love?

Had been this traveler's friend?

It hadn't been the men of God,

But the good Samaritan.

Additional song suggestions:

"They'll know we are Christians by our love"

"Love round (Love, love, love, love. The gospel in a word is love.)"

The Road to Jericho Board Game (All ages)

Divide the class into groups of four. Make copies of the game board for each group or as many as you will need. Each game board can be used by 2-4 players. For each game board you will need: Game board, one die, four different player pieces (colored buttons, colored paper circles).

All players begin in Jerusalem. Taking turns rolling the die and moving the indicated spaces. When landing on a space with directions, the player must do what it says. The first person to reach the inn by an exact roll is the winner.

The Merciful Samaritan worksheet

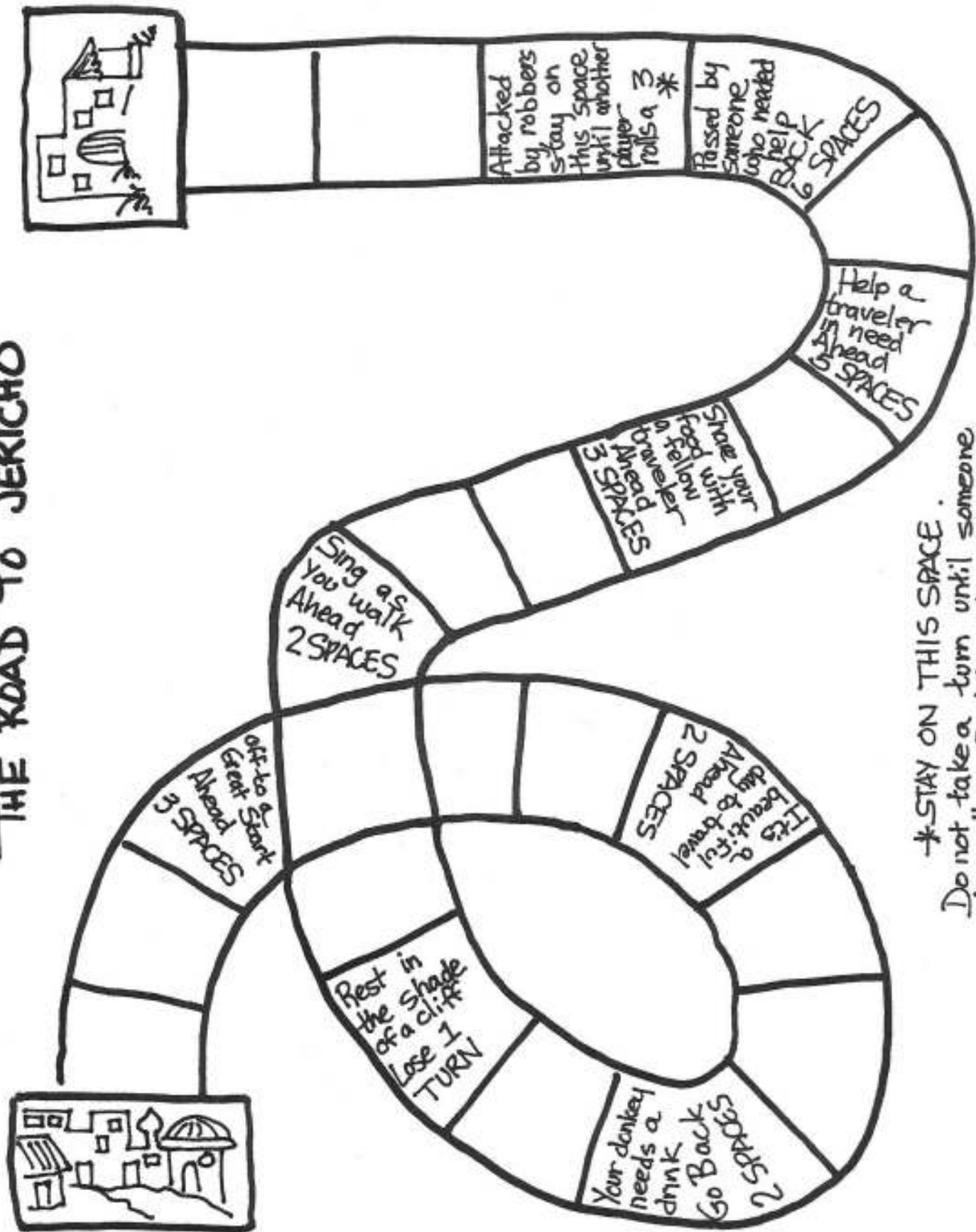
The Good Samaritan worksheet

The Good Samaritan fill in the blank worksheet

Helping Other's worksheet

Love Your Neighbor worksheet

# THE ROAD TO JERICHO



\*STAY ON THIS SPACE.  
Do not take a turn until someone else rolls a 3. When they do, both of you may move 3 spaces.

Name \_\_\_\_\_

## The Merciful Samaritan

Why did the Samaritan cross the road? Read **Luke 10:31-33** to find out.  
Circle the objects hidden in the picture. Color the picture.



bag of coins



Bible



inn



priest



bandage




crutch



Levite



stretcher





# The Good Samaritan



(Luke 10:25-37)

An expert in the Law asked Jesus a question. To answer him, Jesus told a story about a Samaritan who helped a man who had been robbed and beaten and left on the roadside. Two religious leaders passed him by without offering any help. To find out the question that was asked and what Jesus was teaching with this story, follow the directions.

**Directions:** Write the letter that comes after each one given below.

An expert in the law asked Jesus,

"  
V G N H R L X

M D H F G A N Q ?"

Jesus told the story of the good Samaritan  
to teach this lesson:

K N U D X N T Q

M D H F G A N Q Z R

X N T Q R D K E




Name \_\_\_\_\_

## The Good Samaritan

Read about the good Samaritan in **Luke 10:25–37** to fill in the blanks. Use the coded numbers to answer the question.

1. A man was **g** \_\_\_\_\_<sub>1</sub> to **J** \_\_\_\_\_<sub>2</sub>. (Luke 10:30)
2. He fell into the hands of **r** \_\_\_\_\_<sub>8</sub>. (Luke 10:30)
3. The robbers took his **c** \_\_\_\_\_<sub>3</sub> and beat him. (Luke 10:30)
4. The man was almost **d** \_\_\_\_\_. (Luke 10:30)
5. First, a **p** \_\_\_\_\_<sub>6</sub> passed the man. (Luke 10:31)
6. Then, a **L** \_\_\_\_\_<sub>4</sub> passed him. (Luke 10:32)
7. Finally, a **S** \_\_\_\_\_ stopped and helped him. (Luke 10:33)
8. The Samaritan put the man on his **o** \_\_\_\_\_<sub>7</sub> **d** \_\_\_\_\_<sub>5</sub> and took him to an inn. (Luke 10:34)

According to Luke 10:37,  
what does Jesus tell us to do?



\_\_\_\_\_ and do  
1 2  
3 4 5 6 7 4 8 6

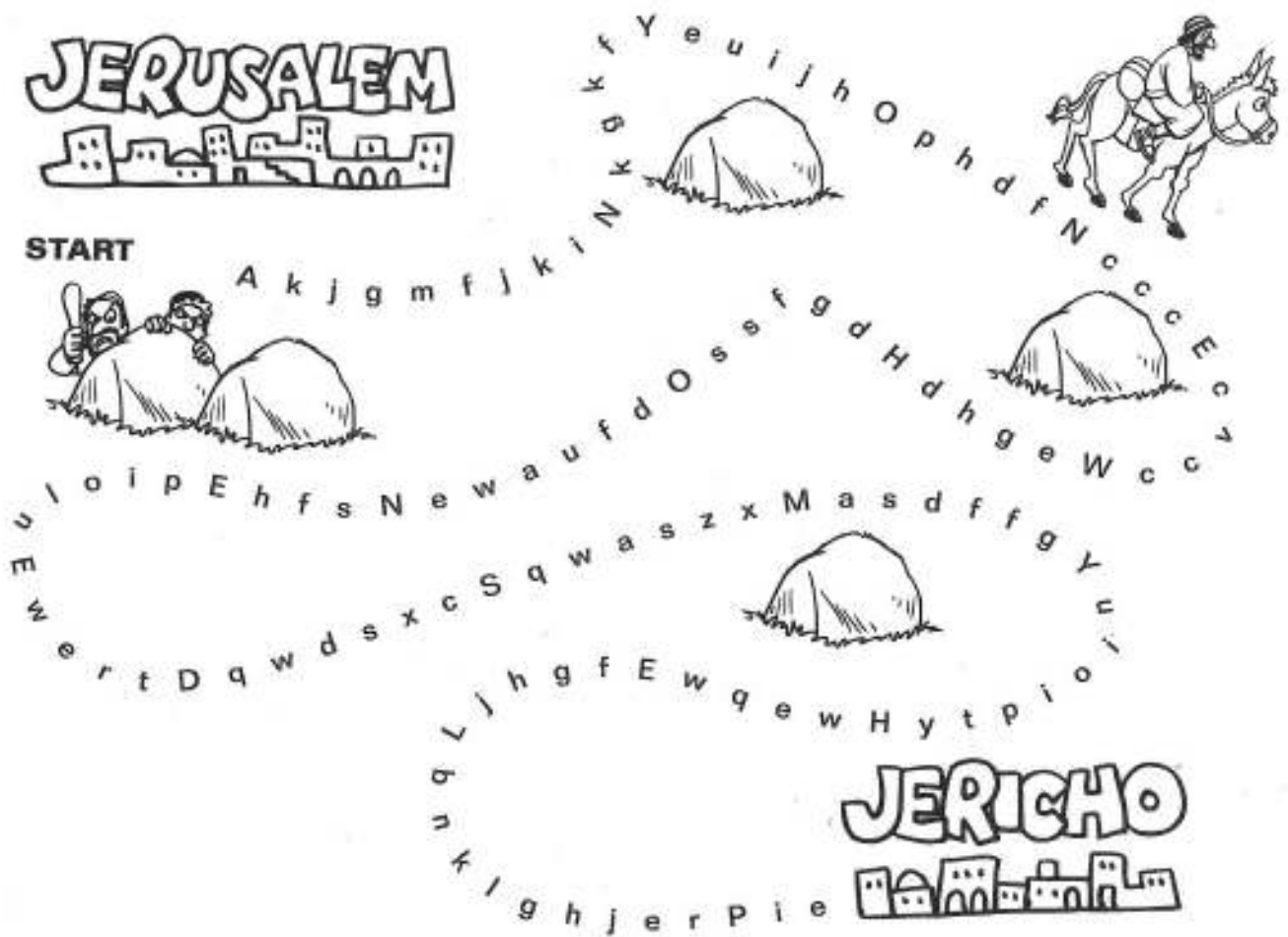
# Helping Others

The teachers of the law knew that they were supposed to love God and their neighbors. They were trying to test Jesus when they asked, "Who is my neighbor?" To answer them, Jesus told the story of "The Good Samaritan." The story is found in Luke 10.

Follow the path that the man took from Jerusalem to Jericho. Every time you come to a capital letter, write that letter in the spaces below. When you are finished, you will know who your neighbor is.



START



-----

-----

Name \_\_\_\_\_

## Love Your Neighbor

Read the clues and the Bible verse to name that Bible character!

1. He stopped to help a man who had been robbed and beaten.
2. He bandaged the man's wounds.
3. He paid for the man to be cared for.
4. Read about this Bible character in **Luke 10:33**.

\_\_\_\_\_ Name that Bible character!

.....  
Help the good man find the man in need.

